

2016**YMF**
YAMAHA MOTOR FINANCE**AUSTRALIAN SUPERBIKE CHAMPIONSHIP****Wakefield Park Raceway**

PRESENTED BY

**Round 2**
March 25 - 27**PRODUCTION**
Qualifying 1Date: **26/03/16**
Event: **Q01**
Weather: **Fine & partly cloudy - 16.5C**
Track: **Dry - Temp: 21.2C**Started at: **09:00:01**
Laps: **20 Min**
Starters: **20**
Printed at: **9:25****PROVISIONAL CLASSIFICATION**

Pos	No	Gr	Name	Class	Machine	Fastest Lap	On Lap	Behind Prev	Behind Leader
1	55	B	Brandon DEMMERY (NSW) / Brandon Demmery Racing / 2 Thugs Customs / RST / Repsol / LS2	>300	Yamaha R3 320	1:09.605	15 of 15		
2	45	D	Samuel CONDON (NSW) / Bikebiz / Bikebiz / Swann Insurance / Ipone	300	Kawasaki Ninja 300	1:10.140	10 of 14	.535	.535
3	93	B	Drew SELLS (VIC) / Race Centre / Peter Stevens Motorcycles / Oilee Racing / Kaneg	300	Kawasaki Ninja 300	1:10.483	14 of 16	.343	.878
4	33	J	Reid BATTYE (NSW) / DB Racing / Shark Helmets / Ixon Leathers / Ipone	300	Kawasaki Ninja 300	1:10.720	14 of 15	.237	1.115
5	58	B	Callum ALDERSON (VIC) / YRD / BlueGorilla / Sign Pro	>300	Yamaha R3 320	1:10.840	10 of 15	.120	1.235
6	22	B	Zackary JOHNSON (VIC) / Rebuilder / NZI Helmets / Bill Lambert MBW / RTR by Moto Obsess.	300	Kawasaki Ninja 300	1:11.516	12 of 14	.676	1.911
7	85		Ty LYNCH (SA) / Adelaide Motorcycle Recovery / Yamaha Aust / Peter Stevens	>300	Yamaha R3 320	1:11.600	11 of 11	.084	1.995
8	17	J	Tom TOPARIS (NSW)	300	Kawasaki Ninja 300	1:11.648	6 of 15	.048	2.043
9	46		Aidan HAYES (NSW) / Hayes Johnston Chartered Accountants / Hayes Electrical	>300	Yamaha R3 320	1:11.768	11 of 14	.120	2.163
10	1		Justin HALL (NSW) / Boltbarn / Shark Leathers / Citybike Worx / West Sliders	300	Kawasaki Ninja 300	1:12.082	9 of 16	.314	2.477
11	98	C	Joshua McHENRY (VIC) / Peter Stevens Geelong / Tricomms National	300	Kawasaki Ninja 300	1:12.494	6 of 15	.412	2.889
12	25	C	Michael KING (WA) / Brandsense / Kaneg / Vortex	>300	Yamaha R3 320	1:13.061	10 of 11	.567	3.456
13	346	D	James CONDON (NSW) / Bikebiz / Bikebiz / Swann Insurance / Ipone	300	Kawasaki Ninja 300	1:13.394	11 of 14	.333	3.789
14	54	C	Jack DAWES (NSW) / Chemworks / The Signage Company / All Service Motors	>300	Yamaha R3 320	1:13.611	6 of 10	.217	4.006
15	36		Lee CHEETHAM (NSW) / Cheetham Engineering / Grafton Power Products / West Sliders	300	Kawasaki Ninja 300	1:13.785	13 of 16	.174	4.180
16	44	C	James BOYLE (NSW)	>300	Yamaha R3 320	1:15.445	11 of 12	1.660	5.840
17	92	D	Julie KLINKER (NSW) / Pro-Worx Racing / Wrappit / Ricondi / Whites Racing Products / Motul / Doctor R1	300	Kawasaki Ninja 300	1:16.262	13 of 15	.817	6.657
18	344	D	Patrick CONDON (NSW) / Bikebiz / Bikebiz / Swann Insurance / Ipone	300	Kawasaki Ninja 300	1:16.624	5 of 14	.362	7.019
19	37	C	Gregory FARRELL (NSW) / BC Performance / www.landscapesupplies.com.au	300	Kawasaki Ninja 300	1:16.827	13 of 15	.203	7.222
20	322	C	Keegan PICKERING (NSW)	300	Kawasaki Ninja 300	1:18.965	12 of 13	2.138	9.360

Current best lap for PRN class - 1:08.950 by Brandon DEMMERY (NSW) on a Kawasaki Ninja 300 set on 14/03/14

*** Indicative qualifying time - 1:20.046 ***

The results are provisional until the end of the time limit for protests and appeals.

Chief Time Keeper - Scott Laing

Clerk of Course - Tom Williams




Computime Race Timing Systems Pty Ltd © 1996

Licensed to Computime Race Timing Systems

www.computime.com.au**COMPUTIME RACE TIMING SYSTEMS PTY LTD**

9 Timber Lane, Glen Waverley, Vic 3150. Ph : 0418 17 13 17

E-mail : scott@computime.com.au



2016**YMF**
YAMAHA MOTOR FINANCE**AUSTRALIAN SUPERBIKE CHAMPIONSHIP****Wakefield Park Raceway**

PRESENTED BY

**Round 2**
March 25 - 27**PRODUCTION**
Qualifying 1Date: **26/03/16**
Event: **Q01**
Weather: **Fine & partly cloudy - 16.5C**
Track: **Dry - Temp: 21.2C**Started at: **09:00:01**
Laps: **20 Min**
Starters: **20**
Printed at: **9:25****PROVISIONAL LAP TIMES**

No	Name	Lap 1	Lap 2	Lap 3	Lap 4	Lap 5	Lap 6	Lap 7	Lap 8	Lap 9	Lap 10
1	Justin HALL (NSW)	1:24.109	1:14.353	1:13.363	1:12.530	1:12.757	1:14.161	1:12.258	1:12.941	1:12.082	1:13.935
10		2:05.983	1:25.178	1:13.132	1:13.186	1:14.798	1:13.114				
17	Tom TOPARIS (NSW)	1:24.009	1:15.066	1:13.516	1:12.713	1:12.379	1:11.648	1:13.117	1:12.750	1:13.762	1:12.448
10		2:29.899	1:28.168	1:12.500	1:26.309	1:12.918					
22	Zackary JOHNSON (VIC)	1:23.371	1:17.026	1:14.095	1:13.121	1:12.485	1:11.706	2:33.611	2:12.347	1:22.137	1:14.453
10		1:12.136	1:11.516	1:19.815	1:11.748						
25	Michael KING (WA)	1:26.864	1:16.686	1:15.536	1:14.118	1:14.243	1:14.228	1:14.736	1:13.072	1:13.461	1:13.061
10		1:58.305									
33	Reid BATTYE (NSW)	1:28.889	1:14.769	1:20.552	2:08.328	1:27.755	1:11.413	1:12.235	1:11.643	1:11.449	1:10.839
10		2:21.536	1:21.174	1:10.978	1:10.720	1:11.147					
36	Lee CHEETHAM (NSW)	1:25.751	1:16.880	1:15.767	1:15.469	1:14.852	1:14.853	1:15.822	1:14.833	1:14.766	1:14.322
10		1:16.534	1:14.112	1:13.785	1:14.743	1:15.277	1:15.192				
37	Gregory FARRELL (NSW)	1:27.493	1:20.477	1:17.790	1:17.729	1:17.248	1:17.867	1:17.587	1:20.067	1:17.675	1:17.706
10		1:17.303	1:17.645	1:16.827	1:18.876	1:16.920					
44	James BOYLE (NSW)	1:26.912	1:16.993	1:16.668	1:16.853	1:15.696	1:15.998	1:16.169	1:15.861	1:16.206	1:16.191
10		1:15.445	1:17.761								
45	Samuel CONDON (NSW)	1:25.070	1:17.537	1:13.380	1:15.740	1:12.363	1:11.175	1:12.413	1:11.767	1:10.576	1:10.140
10		3:49.489	1:30.200	1:13.612	1:11.386						
46	Aidan HAYES (NSW)	1:23.407	1:14.351	1:12.921	1:12.530	1:12.736	1:12.684	1:11.791	1:13.093	1:12.899	1:13.035
10		1:11.768	2:03.789	1:20.033	1:11.944						
54	Jack DAWES (NSW)	1:42.906	8:13.953	1:24.531	1:16.171	1:14.809	1:13.611	1:14.866	1:15.273	1:18.571	1:14.465
55	Brandon DEMMERY (NSW)	1:43.518	1:24.941	1:22.539	1:12.327	1:12.481	1:10.938	1:13.327	1:12.170	1:10.731	1:10.041
10		1:09.762	2:06.374	1:22.345	1:10.647	1:09.605					
58	Callum ALDERSON (VIC)	1:23.531	1:15.219	1:13.526	1:13.116	2:09.054	1:20.543	1:12.547	1:11.723	1:11.975	1:10.840
10		1:11.400	1:11.543	1:10.904	2:00.477	1:17.922					
85	Ty LYNCH (SA)	1:36.078	1:20.715	1:15.824	1:14.408	1:14.013	1:13.043	1:13.562	1:12.715	1:12.618	1:12.223
10		1:11.600									
92	Julie KLINKER (NSW)	1:32.780	1:23.908	1:21.228	1:19.363	1:18.743	1:17.772	1:17.468	1:17.068	1:16.357	1:18.229
10		1:16.308	1:16.525	1:16.262	1:16.325	1:17.274					
93	Drew SELLS (VIC)	1:22.933	1:14.403	1:14.900	1:12.930	1:14.627	1:11.490	1:10.709	1:12.653	1:12.086	1:13.973
10		1:12.121	1:11.505	1:10.721	1:10.483	1:12.102	1:23.823				
98	Joshua McHENRY (VIC)	1:25.622	1:15.091	1:14.956	1:13.731	1:12.859	1:12.494	1:16.599	1:57.825	1:24.321	1:49.293
10		1:20.579	1:16.452	1:14.364	1:13.898	1:18.035					
322	Keegan PICKERING (NSW)	1:31.512	1:21.964	1:20.660	1:20.670	2:05.297	1:30.579	1:20.326	2:06.616	1:28.321	1:19.587
10		1:19.165	1:18.965	1:21.088							
344	Patrick CONDON (NSW)	1:28.875	1:19.560	1:18.379	1:17.747	1:16.624	1:16.939	2:18.672	1:30.665	1:18.937	1:18.862

Chief Time Keeper - Scott Laing

Clerk of Course - Tom Williams




Computime Race Timing Systems Pty Ltd © 1996

Licensed to Computime Race Timing Systems

www.computime.com.au**COMPUTIME RACE TIMING SYSTEMS PTY LTD**

9 Timber Lane, Glen Waverley, Vic 3150. Ph : 0418 17 13 17

E-mail : scott@computime.com.au



Round 2
March 25 - 27



PRODUCTION
Qualifying 1

Started at: 09:00:01
 Laps: 20 Min
 Starters: 20
 Printed at: 9:25

Date: 26/03/16
 Event: Q01
 Weather: Fine & partly cloudy - 16.5C
 Track: Dry - Temp: 21.2C

PROVISIONAL LAP TIMES

No	Name	Lap 1	Lap 2	Lap 3	Lap 4	Lap 5	Lap 6	Lap 7	Lap 8	Lap 9	Lap 10				
346	James CONDON (NSW)	1:17.405	1:19.720	1:19.735	1:17.563	1:28.887	1:18.245	1:17.095	1:15.723	1:16.529	1:14.854	1:14.560	2:43.958	1:23.166	1:13.911
		10	<u>1:13.394</u>	1:13.421	1:14.701	1:16.880									

*** Indicative qualifying time - 1:20.046 ***

The results are provisional until the end of the time limit for protests and appeals.

Scott Laing

Chief Time Keeper - Scott Laing


Tom Williams

Clerk of Course - Tom Williams



Computime Race Timing Systems Pty Ltd © 1996
 Licensed to Computime Race Timing Systems
www.computime.com.au

COMPUTIME RACE TIMING SYSTEMS PTY LTD
 9 Timber Lane, Glen Waverley, Vic 3150. Ph : 0418 17 13 17
 E-mail : scott@computime.com.au





Round 2
March 25 - 27



PRODUCTION
Qualifying 1

Date: 26/03/16
Event: Q01
Weather: Fine & partly cloudy - 16.5C
Track: Dry - Temp: 21.2C

Started at: 09:00:01
Laps: 20 Min
Starters: 20
Printed at: 9:25

PROVISIONAL FASTEST LAPS SEQUENCE

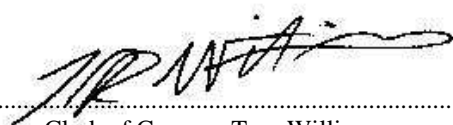
Race Time	No	Name	Machine	Fastest Lap	On Lap
1:37.146	33	Reid BATTYE (NSW)	Kawasaki Ninja 300	1:28.889	1
1:37.187	44	James BOYLE (NSW)	Yamaha R3 320	1:26.912	1
1:38.078	46	Aidan HAYES (NSW)	Yamaha R3 320	1:23.407	1
1:59.572	93	Drew SELLS (VIC)	Kawasaki Ninja 300	1:22.933	1
2:51.915	33	Reid BATTYE (NSW)	Kawasaki Ninja 300	1:14.769	2
2:52.429	46	Aidan HAYES (NSW)	Yamaha R3 320	1:14.351	2
4:05.350	46	Aidan HAYES (NSW)	Yamaha R3 320	1:12.921	3
5:17.880	46	Aidan HAYES (NSW)	Yamaha R3 320	1:12.530	4
6:32.277	55	Brandon DEMMERY (NSW)	Yamaha R3 320	1:12.327	4
8:03.313	17	Tom TOPARIS (NSW)	Kawasaki Ninja 300	1:11.648	6
8:07.922	93	Drew SELLS (VIC)	Kawasaki Ninja 300	1:11.490	6
8:49.632	45	Samuel CONDON (NSW)	Kawasaki Ninja 300	1:11.175	6
8:55.696	55	Brandon DEMMERY (NSW)	Yamaha R3 320	1:10.938	6
9:18.631	93	Drew SELLS (VIC)	Kawasaki Ninja 300	1:10.709	7
12:24.388	45	Samuel CONDON (NSW)	Kawasaki Ninja 300	1:10.576	9
13:34.528	45	Samuel CONDON (NSW)	Kawasaki Ninja 300	1:10.140	10
13:41.965	55	Brandon DEMMERY (NSW)	Yamaha R3 320	1:10.041	10
14:51.727	55	Brandon DEMMERY (NSW)	Yamaha R3 320	1:09.762	11
20:40.698	55	Brandon DEMMERY (NSW)	Yamaha R3 320	1:09.605	15

*** Indicative qualifying time - 1:20.046 ***

The results are provisional until the end of the time limit for protests and appeals.



Chief Time Keeper - Scott Laing



Clerk of Course - Tom Williams



Computime Race Timing Systems Pty Ltd © 1996

Licensed to Computime Race Timing Systems

www.computime.com.au

COMPUTIME RACE TIMING SYSTEMS PTY LTD

9 Timber Lane, Glen Waverley, Vic 3150. Ph : 0418 17 13 17

E-mail : scott@computime.com.au

